

CARA REGISTER PADA LAMAN JAMAL

1. Masuk ke laman jamal di *jamal.ub.ac.id*
2. Klik menu **register** dan isi *username* dan *password* yang akan digunakan:
 - *Username* : identitas yang akan digunakan dan tidak menggunakan spasi
 - *Password* : minimal terdiri atas 5 karakter

Home > User > Register

Register

Fill in this form to register with this site.
Click [here](#) if you are already registered with this or another journal on this site.

Profile

Username *
The username must contain only lowercase letters, numbers, and hyphens/underscores.

Password *
The password must be at least 6 characters.

Repeat password * **Password diketik kembali**

About JAMAL

- Aim and Scope
- Editorial Team
- Publication Ethics
- Visitor Statistic
- History

User


Username

Password

Remember me

3. Isi identitas Anda berupa *nama (depan, tengah, dan belakang)*, *inisial*, *gender*, dan *institusi* Anda

Repeat password *

Validation * 
Please enter the letters as they appear in the image above.

Salutation

First Name *

Middle Name

Last Name *

Initials Joan Alice Smith = JAS


Gender

Affiliation
(Your institution, e.g. "Simon Fraser University")


Information fo Author

- Author Guidelines
- Author Guidelines (PDF Version)
- Template
- Online Submissions

Tools

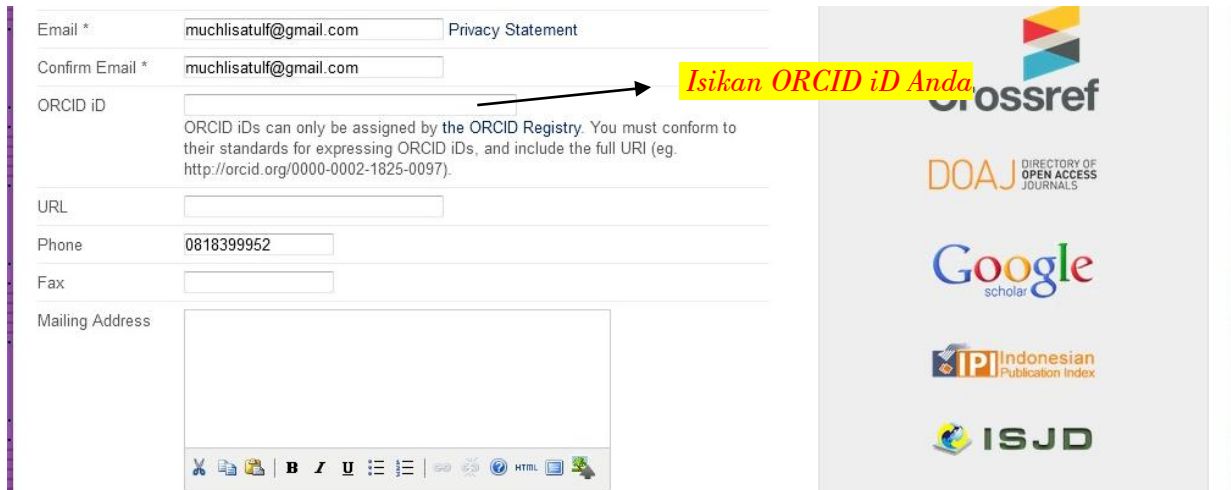
 MENDELEY

- Mendeley User Guide
- Insert Citation using Mendeley

 grammarly

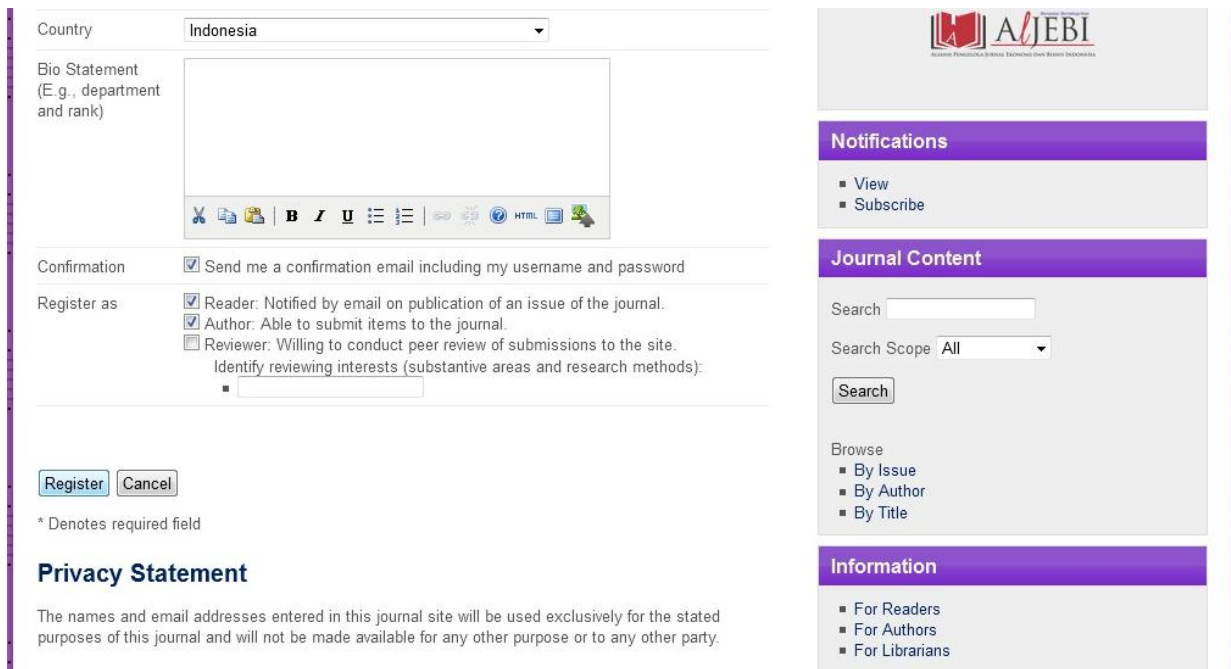
THOMSON REUTERS
ENDNOTE

4. Isi *email* yang Anda gunakan serta nomor *handphone* yang bisa dihubungi untuk mempermudah proses reviu artikel Anda kemudian. Apabila memiliki ORCID iD, mohon diisikan pula ORCID iD Anda.



The screenshot shows a registration form on the left and a sidebar on the right. The form includes fields for Email, Confirm Email, ORCID iD, URL, Phone, Fax, and Mailing Address. A yellow callout box with an arrow points to the ORCID iD field, containing the text "Isikan ORCID iD Anda". The sidebar on the right contains logos for Crossref, DOAJ (Directory of Open Access Journals), Google Scholar, IPI (Indonesian Publication Index), and ISJD.

5. Isi negara asal Anda serta berikan tanda centang pada *section confirmation* dan *section register as "reader"* dan *"author"*. Apabila telah dilakukan, pastikan kembali data yang Anda isikan sudah benar, kemudian klik *register*.



The screenshot shows a registration form on the left and a sidebar on the right. The form includes a Country dropdown menu (set to Indonesia), a Bio Statement text area, a Confirmation section with a checked checkbox for "Send me a confirmation email including my username and password", and a Register as section with checked checkboxes for "Reader" and "Author". There are "Register" and "Cancel" buttons at the bottom. A note states "* Denotes required field". Below the form is a "Privacy Statement" section. The sidebar on the right features the AIEBI logo and navigation options: "Notifications" (View, Subscribe), "Journal Content" (Search, Search Scope: All, Search button, Browse by Issue, Author, Title), and "Information" (For Readers, For Authors, For Librarians).

6. Periksa *email* Anda, apabila *email* seperti ini sudah Anda terima, Anda telah terdaftar di laman JAMAL dan dapat memulai untuk melakukan *submission* artikel di JAMAL.

